

Vanguard USD Corporate 1-3 Year Bond UCITS ETF



Global USD ultra short maturity (<3y) corporate bonds. Passive tracker on Bloomberg Global Aggregate Corporate - USD Index 1-3 Year.

About the Fund

Data as of April 30th 2026

The Vanguard Group is a US-based private investment firm founded in 1975 by John Bogle, and is best known for offering low cost, uncomplicated mutual fund and ETF solutions. It manages over US\$12tn worth of assets.

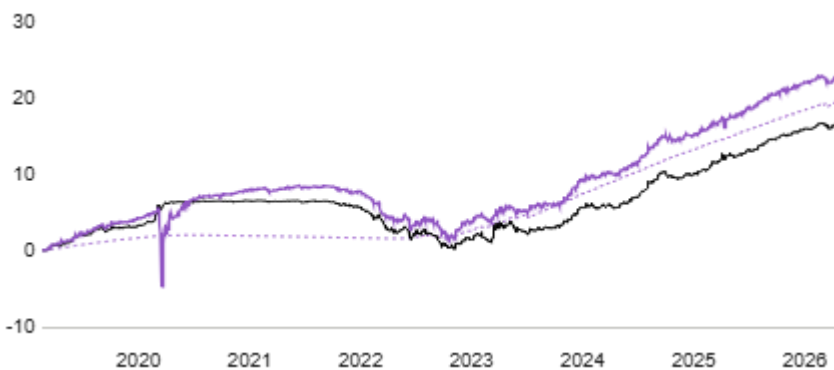
The **Vanguard Corporate 1-3 Year Bond UCITS ETF** is a passive index solution that tracks the Bloomberg Global Aggregate Corporate - USD Index 1-3 Year using a representative sampling approach. The index includes investment grade USD corporate bonds primarily from global developed markets and to a lesser extent from emerging markets. The ETF has >1900 holdings vs index of >2300 holdings.

Vanguard USD Corporate 1-3 Year Bond UCITS ETF

ISIN	IE00BGYWSV06
Management Style	Index-based
Asset Class	USD Short Maturity Bonds
TER	0.09% p.a.
Distribution policy	Accumulating
Inception	2019-02-21
Share Class	USD
Max. recommended Portfolio share	35%

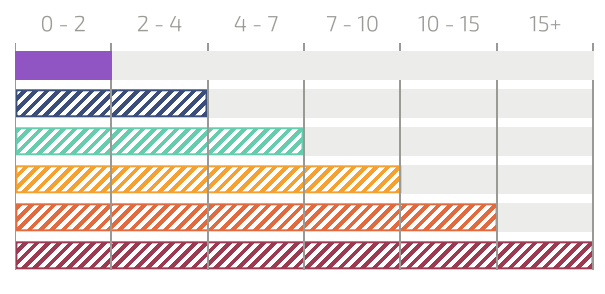
Performance

Price Performance – Maximum Period



The FairHorizon Context

Investment-Time-Horizon in years



Expected long-term return	2 - 4% p.a.
Expected volatility	3 - 5% p.a.

Building Block Returns

Vanguard USD Corporate 1-3 Year Bond UCITS ETF

Ann. return (3-year):	5.19%
Ann. return (5-year):	2.57%
Ann. return (10-year):	—
Ann. Standard Deviation (5-year):	2.15%

This ETF represents passive high quality USD corporate bond exposures of very short maturities to minimise interest rate risks while expecting lower returns over time.

Benchmark Returns

SPDR Bloomberg 1-3 Year U.S. Treasury Bond UCITS ETF

Ann. return (3-year):	3.97%
Ann. return (5-year):	1.76%
Ann. return (10-year):	1.67%
Ann. Standard Deviation (5-year):	1.99%

[↗ Link to the Funds FairSheet](#)

The SPDR Bloomberg 1-3 Year U.S. Treasury Bond UCITS ETF tracks the Bloomberg U.S. 1-3 Year Treasury Bond Index and can be used to represent USD-focused short maturity bonds exposure with above money market-like returns and low volatility.

FairHorizon Benchmark Returns

Dimensional Funds PLC - Global Ultra Short Fixed Income Fund

Ann. return (3-year):	4.75%
Ann. return (5-year):	—
Ann. return (10-year):	—
Ann. Standard Deviation (5-year):	—

[↗ Link to the Funds FairSheet](#)

The Dimensional Global Ultra Short Fixed Income Fund is our FAIRHORIZON Purple reference benchmark solution that has high quality short maturity corporate bonds with money market-like returns and low volatility.

Why we prefer this fund

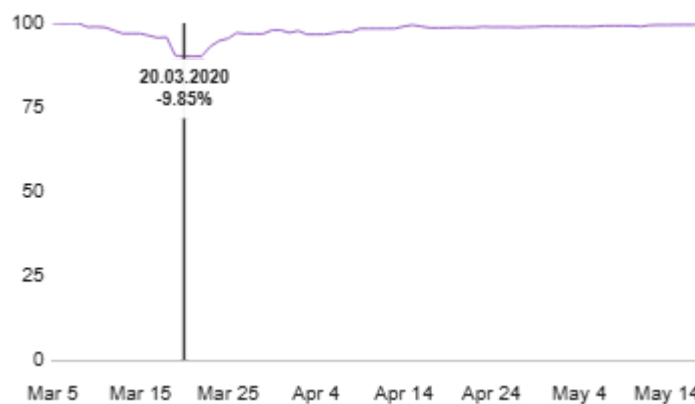
Relevance of strategy

This ETF represents passive high quality USD corporate bond exposures of very short maturities to minimise interest rate risks while expecting lower returns over time.

Liquidity

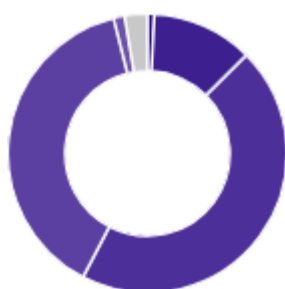
The ETF is listed on multiple Europe exchanges in various currencies.

Historical maximum drawdown & recovery time



Max drawdown (since inception)	-9.85%
Recovery Period	60 Days

Diversification



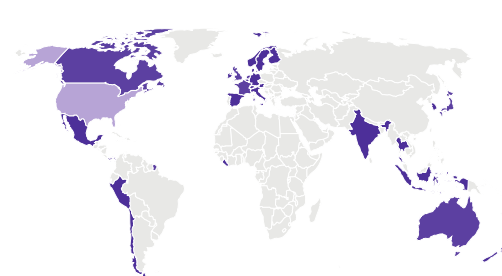
Credit Rating

Aaa	0.78%
Aa	11.76%
A	45.11%
Baa	38.44%
Ba	1.28%
Others	2.63%



Sectors

Corporate	97.45%
Treasury	2.54%
Others	0.01%



Geography

U.S.A.	74.11%
United Kingdom	4.74%
Canada	3.37%
Japan	2.80%
France	2.34%
Australia	1.68%
Cayman Islands	1.44%
Netherlands	1.39%
South Korea	0.94%
Switzerland	0.77%
Spain	0.74%
Others	5.66%

Like this Fund? Talk to us!

Would you like to learn more about this investment solution or about us?

[DISCUSS WITH OUR RESEARCH TEAM](#)



Mario Becker
CEO & Founder
mario@dfosg



Lim Chuin Hao
Head of Research
ch@dfosg

