

B13

Vanguard Investment Series PLC – US Investment Grade Credit Index Fund



Global USD investment grade diversified bonds of mainly corporate issues and excludes US Treasuries. Passive tracker on Bloomberg Global Aggregate USD Credit Float Adjusted Bond Index.

About the Fund

Data as of April 30th 2026

The Vanguard Group is a US-based private investment firm founded in 1975 by John Bogle, and is best known for offering low cost, uncomplicated mutual fund and ETF solutions. It manages over US\$12tn worth of assets.

The **Vanguard US Investment Grade Credit Index Fund** is a passive index solution that tracks the Bloomberg Global Aggregate USD Credit Float Adjusted Bond Index using a representative sampling approach. The index includes global USD investment grade bonds of mainly corporate bonds (~80%) and to a lesser extent government-related/supranational bonds from both developed and emerging countries, but excludes US Treasuries and most securitised assets. The fund has >8000 holdings vs index of >14000 holdings.

Vanguard Investment Series PLC - US Investment Grade Credit Index Fund

ISIN	IE00B04GQX83
Management Style	Index-based
Asset Class	Global USD Bonds
TER	0.12% p.a.
Distribution policy	Accumulating
Inception	2004-12-16
Share Class	USD
Max. recommended Portfolio share	100%

Performance

Price Performance – Maximum Period



Building Block Returns

Vanguard Investment Series PLC – US Investment Grade Credit Index Fund

Ann. return (3-year):	4.99%
Ann. return (5-year):	0.78%
Ann. return (10-year):	2.57%
Ann. Standard Deviation (5-year):	6.92%

This fund represents passive high quality diversified USD-only bonds of mainly corporate issues but specifically excludes US Treasuries and most securitised assets.

Benchmark Returns

iShares US Aggregate Bond UCITS ETF

Ann. return (3-year):	3.25%
Ann. return (5-year):	-0.04%
Ann. return (10-year):	—
Ann. Standard Deviation (5-year):	6.12%

[↗ Link to the Funds FairSheet](#)

The iShares US Aggregate Bond UCITS ETF tracks the Bloomberg US Aggregate Bond Index and can be used to represent global USD-focused bonds exposure, returns and volatility.

FairHorizon Benchmark Returns

Dimensional Funds PLC - World Allocation 20/80 Fund

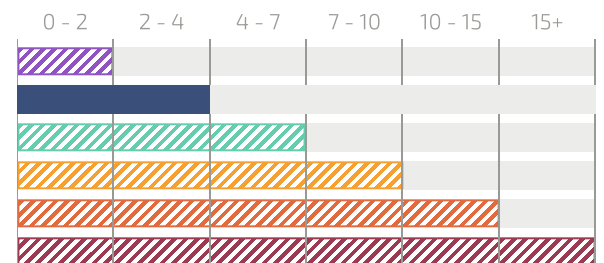
Ann. return (3-year):	7.18%
Ann. return (5-year):	3.55%
Ann. return (10-year):	—
Ann. Standard Deviation (5-year):	4.10%

[↗ Link to the Funds FairSheet](#)

The Dimensional World Allocation 20/80 Fund is our FAIRHORIZON Blue reference benchmark solution that has 20% global developed equities and 80% global investment grade short-to-medium maturity bonds for global high quality bonds-like returns and volatility.

The FairHorizon Context

Investment-Time-Horizon in years



Expected long-term return	2 - 4% p.a.
Expected volatility	3 - 5% p.a.

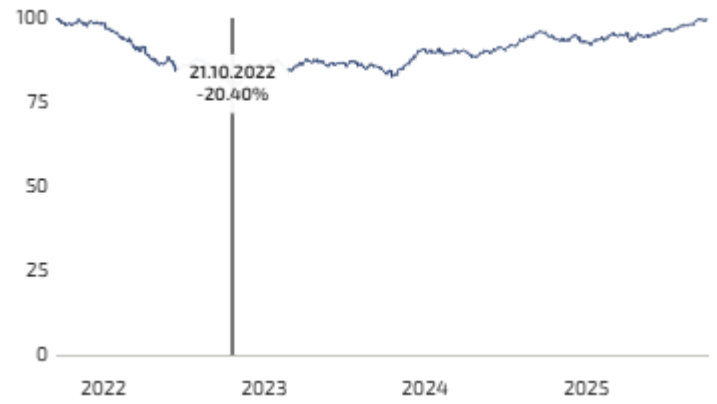


Why we prefer this fund

Relevance of strategy

This fund represents passive high quality diversified USD-only bonds of mainly corporate issues but specifically excludes US Treasuries and most securitised assets.

Historical maximum drawdown & recovery time



Max drawdown (since inception) -20.40%
Recovery Period 1078 Days

Diversification



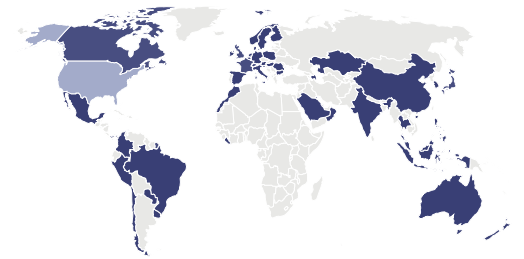
Credit Rating

Aaa	6.99%
Aa	13.96%
A	35.34%
Baa	37.42%
Ba	1.12%
Others	5.17%



Sectors

Corporate	77.13%
Government-Related	19.20%
Securitized	2.79%
Treasury	0.71%
Others	0.18%



Geography

U.S.A.	64.96%
Supranational	3.75%
Canada	3.59%
United Kingdom	3.04%
Japan	2.12%
Cayman Islands	1.94%
France	1.75%
Netherlands	1.23%
Mexico	1.21%
Australia	1.05%
Saudi Arabia	1.01%
Others	14.34%

Like this Fund? Talk to us!

Would you like to learn more about this investment solution or about us?

[DISCUSS WITH OUR RESEARCH TEAM](#)



Mario Becker
CEO & Founder
mario@dfo.sg



Lim Chuin Hao
Head of Research
ch@dfo.sg

