

R4

Vanguard Investment Series PLC – Global Small-Cap Index Fund



Global developed market small cap equities. Passive tracker on MSCI World Small Cap Index.

About the Fund

Data as of April 30th 2026

The Vanguard Group is a US-based private investment firm founded in 1975 by John Bogle, and is best known for offering low cost, uncomplicated mutual fund and ETF solutions. It manages over US\$12tn worth of assets.

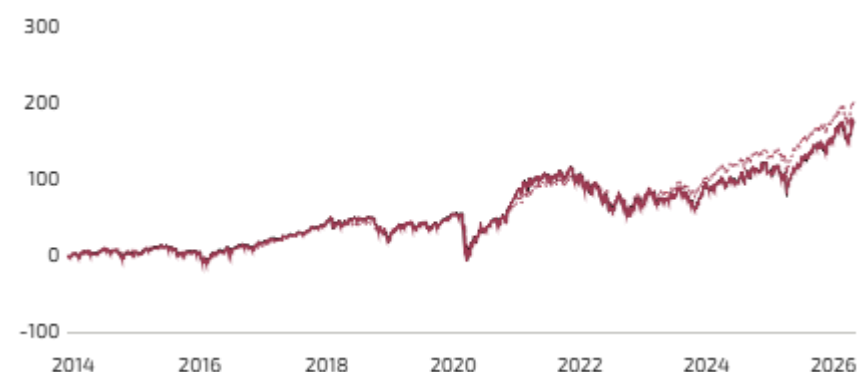
The **Vanguard Global Small-Cap Index Fund** is a passive index solution that tracks the MSCI World Small Cap Index using a full physical replication approach. The index is designed to measure the small cap representation across 23 developed market countries, covering approximately 14% of the free float-adjusted market capitalisation in each country. The fund has >3800 holdings similar to the index.

Vanguard Investment Series PLC - Global Small-Cap Index Fund

ISIN	IE00B42LF923
Management Style	Factor-based
Asset Class	<u>Global Equities - Small Cap</u>
TER	0.29% p.a.
Distribution policy	Accumulating
Inception	2009-12-10
Share Class	USD
Max. recommended Portfolio share	30%

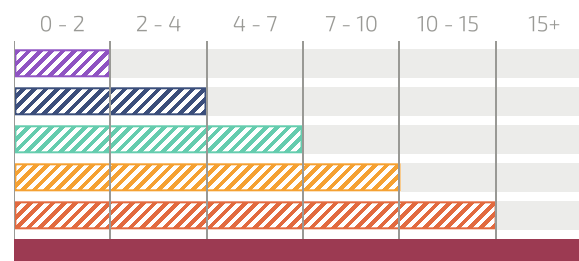
Performance

Price Performance – Maximum Period



The FairHorizon Context

Investment-Time-Horizon in years



Expected long-term return	2 - 4% p.a.
Expected volatility	3 - 5% p.a.

Building Block Returns

Vanguard Investment Series PLC - Global Small-Cap Index Fund

Ann. return (3-year):	16.73%
Ann. return (5-year):	6.48%
Ann. return (10-year):	10.05%
Ann. Standard Deviation (5-year):	17.68%

This fund represents passive exposure to the global developed markets small caps equities.

Benchmark Returns

SPDR MSCI World Small Cap UCITS ETF

Ann. return (3-year):	16.30%
Ann. return (5-year):	6.25%
Ann. return (10-year):	9.95%
Ann. Standard Deviation (5-year):	17.19%

[↗ Link to the Funds FairSheet](#)

The SPDR MSCI World Small Cap UCITS ETF tracks the MSCI World Small Cap Index and can be used to represent small cap-focused global equities exposures, returns and volatility.

FairHorizon Benchmark Returns

Dimensional Funds PLC - World Equity Fund

Ann. return (3-year):	17.79%
Ann. return (5-year):	9.56%
Ann. return (10-year):	—
Ann. Standard Deviation (5-year):	14.96%

[↗ Link to the Funds FairSheet](#)

The Dimensional World Equity Fund is our FAIRHORIZON Red reference benchmark solution that has primarily global developed equities for long-term global equity-like returns and volatility.

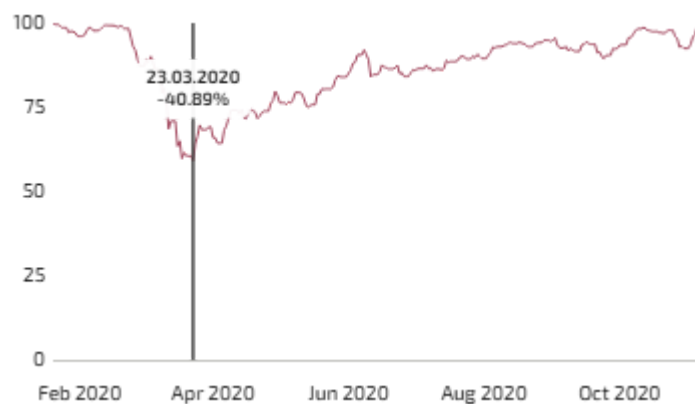


Why we prefer this fund

Relevance of strategy

This fund represents passive exposure to the global developed markets small caps equities.

Historical maximum drawdown & recovery time



Max drawdown (since inception)	-40.89%
Recovery Period	231 Days

Diversification



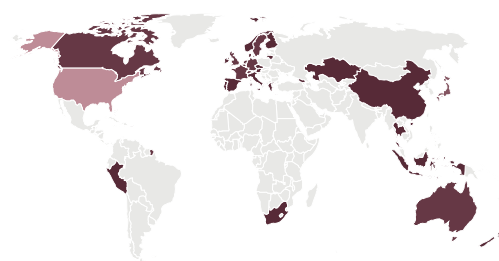
Top 10 Holdings

Sandisk Corp/DE	0.93%
TechnipFMC PLC	0.29%
XPO Inc	0.24%
Royal Gold Inc	0.23%
Woodward Inc	0.23%
Albemarle Corp	0.22%
US Foods Holding Corp	0.22%
MasTec Inc	0.21%
ATI Inc	0.21%
Carpenter Technology Corp	0.21%



Sectors

Industrials	18.81%
Financials	14.59%
Consumer Discretionary	11.31%
Technology	11.01%
Materials	10.51%
Health Care	9.62%
Real Estate	7.82%
Energy	5.67%
Consumer Staples	4.55%
Communications	3.12%
Utilities	2.98%
Others	0.03%



Geography

U.S.A.	58.68%
Japan	12.71%
Canada	4.54%
United Kingdom	4.46%
Australia	3.69%
Israel	1.77%
Switzerland	1.71%
Sweden	1.69%
France	1.30%
Germany	1.29%
Italy	0.99%
Others	7.16%

Like this Fund? Talk to us!

Would you like to learn more about this investment solution or about us?

[DISCUSS WITH OUR RESEARCH TEAM](#)



Mario Becker
CEO & Founder
mario@dfosg



Lim Chuin Hao
Head of Research
ch@dfosg

