

R17

# Vanguard FTSE 250 UCITS ETF

UK mid cap equities. Passive tracker on FTSE 250 Index.



## About the Fund

Data as of April 30th 2026

The Vanguard Group is a US-based private investment firm founded in 1975 by John Bogle, and is best known for offering low cost, uncomplicated mutual fund and ETF solutions. It manages over US\$12tn worth of assets.

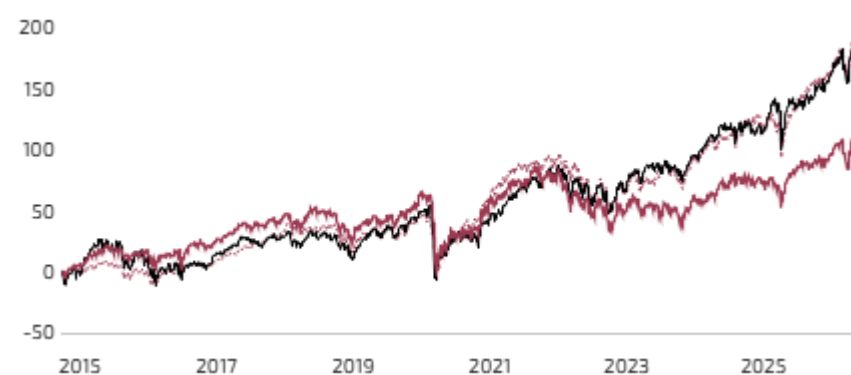
The **Vanguard FTSE 250 UCITS ETF** is a passive index solution that tracks the FTSE 250 Index using a full physical replication approach. The index is a free float-adjusted market cap index that tracks the 101-350th mid-cap companies listed on the London Stock Exchange. The ETF has ~250 holdings similar to the index.

## Vanguard FTSE 250 UCITS ETF

ISIN	IE00BKX55Q28
Management Style	Factor-based
Asset Class	<a href="#">UK Equities - Mid Cap</a>
TER	0.10% p.a.
Distribution policy	Distributing
Inception	2014-09-30
Share Class	GBP
Max. recommended Portfolio share	5%

## Performance

### Price Performance – Maximum Period



### Building Block Returns

#### Vanguard FTSE 250 UCITS ETF

Ann. return (3-year):	8.37%
Ann. return (5-year):	2.83%
Ann. return (10-year):	5.72%
Ann. Standard Deviation (5-year):	15.05%

This ETF represents passive exposure to the UK mid cap equities.

### Benchmark Returns

#### Vanguard Investment Series PLC - European Stock Index Fund

Ann. return (3-year):	12.28%
Ann. return (5-year):	10.18%
Ann. return (10-year):	8.94%
Ann. Standard Deviation (5-year):	12.53%

### FairHorizon Benchmark Returns

#### Dimensional Funds PLC - World Equity Fund

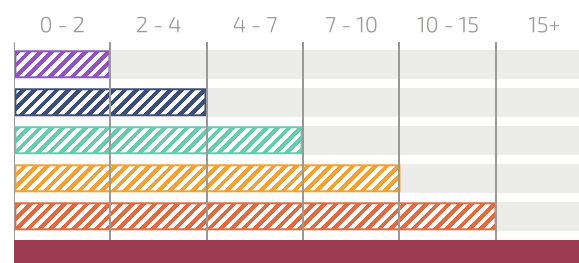
Ann. return (3-year):	17.79%
Ann. return (5-year):	9.56%
Ann. return (10-year):	—
Ann. Standard Deviation (5-year):	14.96%

[Link to the Funds FairSheet](#)

The **Dimensional World Equity Fund** is our **FAIRHORIZON Red** reference benchmark solution that has primarily global developed equities for long-term global equity-like returns and volatility.

## The FairHorizon Context

### Investment-Time-Horizon in years



Expected long-term return 2 - 4% p.a.

Expected volatility 3 - 5% p.a.

## Why we prefer this fund

### Relevance of strategy

This ETF represents passive exposure to the UK mid cap equities.

### Liquidity

The ETF is listed on multiple Europe exchanges in various currencies.

## Historical maximum drawdown & recovery time



Max drawdown (since inception)	-41.85%
Recovery Period	362 Days

## Diversification



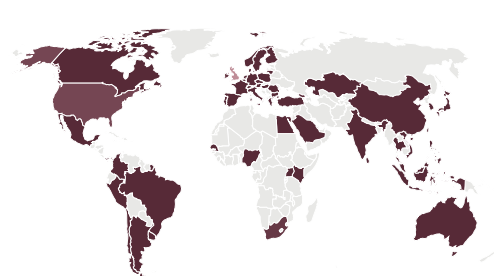
Top 10 Holdings

Balfour Beatty PLC	1.35%
Aberdeen Group PLC	1.25%
Investec PLC INVP LN Common	1.22%
Taylor Wimpey PLC	1.14%
Johnson Matthey PLC	1.10%
JPMorgan Global Growth & Incom	1.09%
Drax Group PLC	1.09%
Man Group PLC/Jersey	1.05%
Serco Group PLC	1.02%
Pan African Resources PLC	1.01%



Sectors

Financials	17.96%
Industrials	17.26%
Consumer Discretionary	11.25%
Real Estate	8.40%
Technology	7.11%
Consumer Staples	6.29%
Materials	6.28%
Communications	5.09%
Health Care	3.38%
Utilities	2.40%
Energy	2.27%
Others	12.32%



Geography

United Kingdom	62.60%
U.S.A.	6.12%
South Africa	2.33%
Ireland	1.64%
Jersey	1.41%
Israel	1.06%
Japan	1.03%
Switzerland	0.94%
Germany	0.94%
Taiwan	0.91%
China	0.89%
Others	20.13%

## Like this Fund? Talk to us!

Would you like to learn more about this investment solution or about us?

[DISCUSS WITH OUR RESEARCH TEAM](#)



**Mario Becker**  
CEO & Founder  
mario@dfo.sg



**Lim Chuin Hao**  
Head of Research  
ch@dfo.sg

