

R16

Vanguard FTSE 100 UCITS ETF

UK large cap equities. Passive tracker on FTSE 100 Index.



About the Fund

Data as of April 30th 2026

The Vanguard Group is a US-based private investment firm founded in 1975 by John Bogle, and is best known for offering low cost, uncomplicated mutual fund and ETF solutions. It manages over US\$12tn worth of assets.

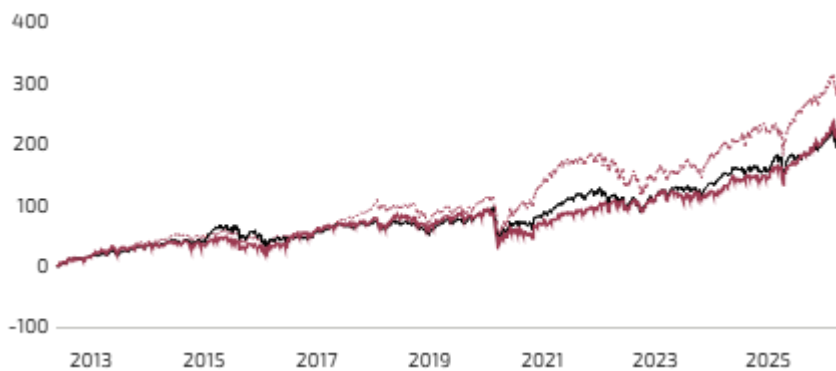
The **Vanguard FTSE 100 UCITS ETF** is a passive index solution that tracks the FTSE 100 Index using a full physical replication approach. The index is a free float-adjusted market cap index that tracks the 100 largest companies listed on the London Stock Exchange. The ETF has ~100 holdings similar to the index.

Vanguard FTSE 100 UCITS ETF

ISIN	IE00B810Q511
Management Style	Index-based
Asset Class	<u>UK Equities - Core</u>
TER	0.09% p.a.
Distribution policy	Distributing
Inception	2012-05-22
Share Class	GBP
Max. recommended Portfolio share	10%

Performance

Price Performance – Maximum Period



Building Block Returns

Vanguard FTSE 100 UCITS ETF

Ann. return (3-year):	13.47%
Ann. return (5-year):	12.08%
Ann. return (10-year):	9.12%
Ann. Standard Deviation (5-year):	10.07%

This ETF represents passive exposure to the UK large cap equities.

Benchmark Returns

Vanguard Investment Series PLC - European Stock Index Fund

Ann. return (3-year):	12.28%
Ann. return (5-year):	10.18%
Ann. return (10-year):	8.94%
Ann. Standard Deviation (5-year):	12.53%

FairHorizon Benchmark Returns

Dimensional Funds PLC - World Equity Fund

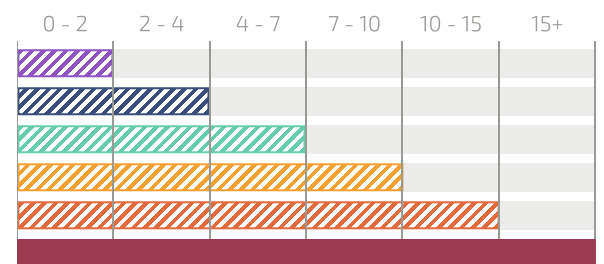
Ann. return (3-year):	17.79%
Ann. return (5-year):	9.56%
Ann. return (10-year):	—
Ann. Standard Deviation (5-year):	14.96%

[Link to the Funds FairSheet](#)

The **Dimensional World Equity Fund** is our **FAIRHORIZON Red** reference benchmark solution that has primarily global developed equities for long-term global equity-like returns and volatility.

The FairHorizon Context

Investment-Time-Horizon in years



Expected long-term return 2 - 4% p.a.

Expected volatility 3 - 5% p.a.

Why we prefer this fund

Relevance of strategy

This ETF represents passive exposure to the UK large cap equities.

Liquidity

The ETF is listed on multiple Europe exchanges in various currencies.

Historical maximum drawdown & recovery time



Max drawdown (since inception)	-34.27%
Recovery Period	582 Days

Diversification



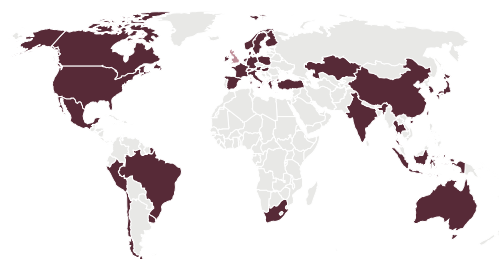
Top 10 Holdings

AstraZeneca PLC	9.03%
HSBC Holdings PLC	8.61%
Shell PLC	8.37%
Rolls-Royce Holdings PLC Commo	3.94%
BP PLC	3.90%
British American Tobacco PLC	3.77%
Unilever PLC	3.69%
GSK PLC	3.38%
Rio Tinto PLC RIO LN Shares	2.94%
BAE Systems PLC	2.71%



Sectors

Financials	24.50%
Consumer Staples	15.10%
Industrials	13.66%
Health Care	13.06%
Energy	12.58%
Materials	8.18%
Utilities	4.98%
Consumer Discretionary	3.45%
Communications	2.58%
Real Estate	0.99%
Technology	0.67%
Others	0.25%



Geography

United Kingdom	92.60%
Switzerland	2.79%
Ireland	1.16%
Hong Kong	1.09%
U.S.A.	0.66%
Others	1.69%

Like this Fund? Talk to us!

Would you like to learn more about this investment solution or about us?

[DISCUSS WITH OUR RESEARCH TEAM](#)



Mario Becker
CEO & Founder
mario@dfo.sg



Lim Chuin Hao
Head of Research
ch@dfo.sg

