

R5

# SPDR MSCI World Small Cap UCITS ETF

Global developed market small cap equities. Passive tracker on MSCI World Small Cap Index.



## About the Fund

Data as of April 30th 2026

State Street Investment Management is the highly successful investment management arm of State Street, a US based global financial firm, and manages over US\$5tn worth of assets. It is best known for inventing the exchange-traded fund (ETF) vehicle with the introduction of the SPDR S&P 500 ETF in 1993.

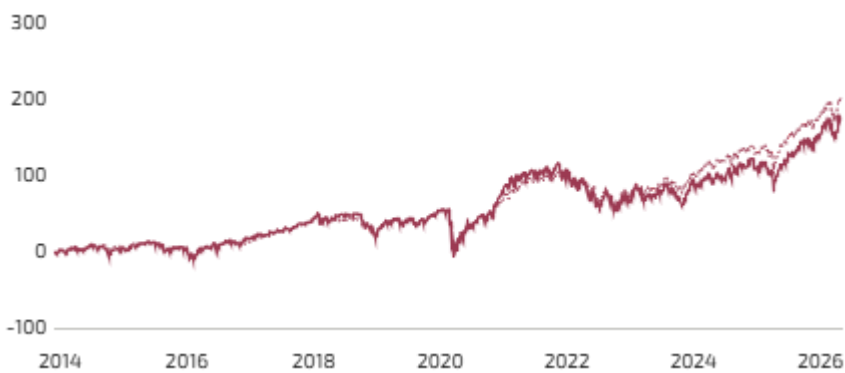
The **SPDR MSCI World Small Cap UCITS ETF** is a passive index solution that tracks the MSCI World Small Cap Index using a optimised sampling approach. The index is designed to measure the small cap representation across 23 developed market countries, covering approximately 14% of the free float-adjusted market capitalisation in each country. The ETF has >3500 holdings vs index of >3800 holdings.

### SS SPDR MSCI World Small Cap UCITS ETF

ISIN	IE00BCBJG560
Management Style	Factor-based
Asset Class	<u>Global Equities - Small Cap</u>
TER	0.45% p.a.
Distribution policy	—
Inception	2013-11-25
Share Class	USD
Max. recommended Portfolio share	30%

## Performance

### Price Performance – Maximum Period



#### — Building Block Returns

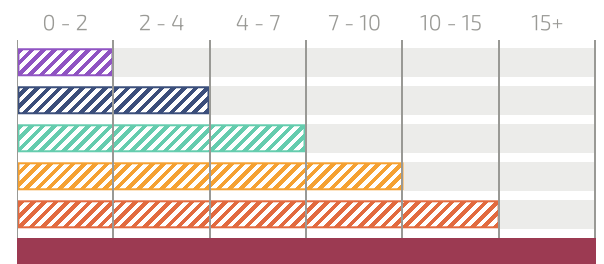
#### SPDR MSCI World Small Cap UCITS ETF

Ann. return (3-year):	16.30%
Ann. return (5-year):	6.25%
Ann. return (10-year):	9.95%
Ann. Standard Deviation (5-year):	17.19%

This ETF represents passive exposure to the global developed markets small caps equities.

## The FairHorizon Context

### Investment-Time-Horizon in years



Expected long-term return	2 - 4% p.a.
Expected volatility	3 - 5% p.a.

#### ..... FairHorizon Benchmark Returns

#### Dimensional Funds PLC - World Equity Fund

Ann. return (3-year):	17.79%
Ann. return (5-year):	9.56%
Ann. return (10-year):	—
Ann. Standard Deviation (5-year):	14.96%

[↗ Link to the Funds FairSheet](#)

The Dimensional World Equity Fund is our FAIRHORIZON Red reference benchmark solution that has primarily global developed equities for long-term global equity-like returns and volatility.

## Why we prefer this fund

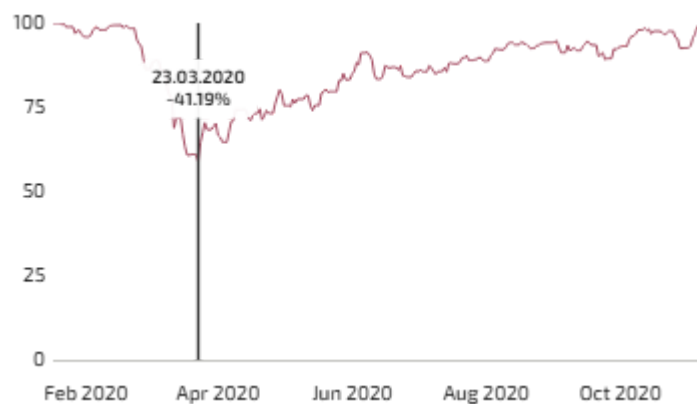
### Relevance of strategy

This ETF represents passive exposure to the global developed markets small caps equities.

### Liquidity

The ETF is listed on multiple Europe exchanges in various currencies.

## Historical maximum drawdown & recovery time



Max drawdown (since inception)	-41.19%
Recovery Period	231 Days

## Diversification



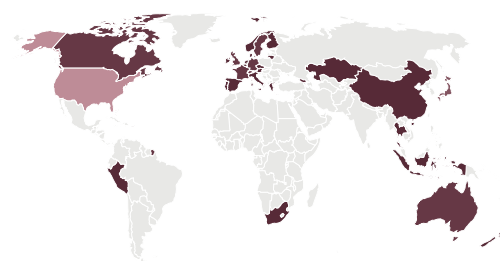
Top 10 Holdings

Sandisk Corp/DE	2.03%
E-mini Russell 2000 Index Futu	0.49%
TechnipFMC PLC	0.28%
nVent Electric PLC	0.25%
Sterling Infrastructure Inc	0.24%
MasTec Inc	0.24%
MACOM Technology Solutions Hol	0.23%
Albemarle Corp	0.22%
XPO Inc	0.22%
Woodward Inc	0.21%



Sectors

Industrials	19.16%
Financials	14.25%
Technology	13.29%
Consumer Discretionary	10.72%
Materials	10.25%
Health Care	9.01%
Real Estate	7.52%
Energy	5.12%
Consumer Staples	4.05%
Communications	3.11%
Utilities	2.72%
Others	0.80%



Geography

U.S.A.	58.79%
Japan	12.52%
United Kingdom	4.40%
Canada	4.36%
Australia	3.64%
Israel	1.92%
Switzerland	1.72%
Sweden	1.71%
France	1.39%
Germany	1.32%
Singapore	0.97%
Others	7.26%

## Like this Fund? Talk to us!

Would you like to learn more about this investment solution or about us?

[DISCUSS WITH OUR RESEARCH TEAM](#)



**Mario Becker**  
CEO & Founder  
mario@dfosg



**Lim Chuin Hao**  
Head of Research  
ch@dfosg

