

01.1

SPDR MSCI All Country World UCITS ETF

Global developed and emerging market large/mid cap equities. Passive tracker on MSCI ACWI Index.



About the Fund

Data as of April 30th 2026

State Street Investment Management is the highly successful investment management arm of State Street, a US based global financial firm, and manages over US\$5tn worth of assets. It is best known for inventing the exchange-traded fund (ETF) vehicle with the introduction of the SPDR S&P 500 ETF in 1993.

The **SPDR MSCI All Country World UCITS ETF** is a passive index solution that tracks the MSCI All Country World Index (ACWI) using a optimised sampling approach. The index is a free float-adjusted market capitalisation weighted index that is designed to measure the global equity market performance of 23 developed markets and 24 emerging markets countries across large and mid caps, covering ~85% of the global investable equity opportunity set. The ETF has >2200 holdings vs index of >2500 holdings.

SS SPDR MSCI All Country World UCITS ETF

ISIN	IE00B44Z5B48
Management Style	Index-based
Asset Class	<u>Global Equities - Core</u>
TER	0.12% p.a.
Distribution policy	Accumulating
Inception	2011-05-13
Share Class	USD
Max. recommended Portfolio share	100%

Performance

Price Performance – Maximum Period



— Building Block Returns

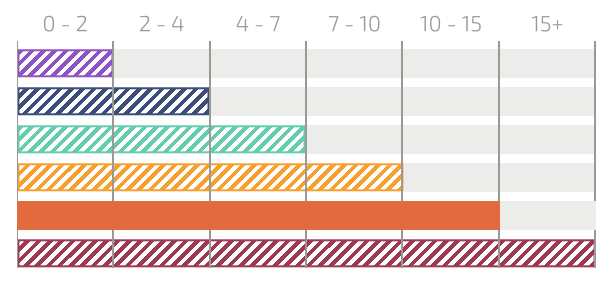
SPDR MSCI All Country World UCITS ETF

Ann. return (3-year):	19.93%
Ann. return (5-year):	10.65%
Ann. return (10-year):	12.24%
Ann. Standard Deviation (5-year):	14.33%

This ETF represents passive exposure to the global developed and emerging markets large/mid equities.

The FairHorizon Context

Investment-Time-Horizon in years



Expected long-term return	2 - 4% p.a.
Expected volatility	3 - 5% p.a.

----- FairHorizon Benchmark Returns

Dimensional Funds PLC - World Allocation 80/20 Fund

Ann. return (3-year):	15.12%
Ann. return (5-year):	7.92%
Ann. return (10-year):	—
Ann. Standard Deviation (5-year):	12.44%

[↗ Link to the Funds FairSheet](#)

The Dimensional World Allocation 80/20 Fund is our FAIRHORIZON Orange reference benchmark solution that has 80% global developed equities and 20% global investment grade short-to-medium maturity bonds for global defensive equity-like returns and volatility.

Why we prefer this fund

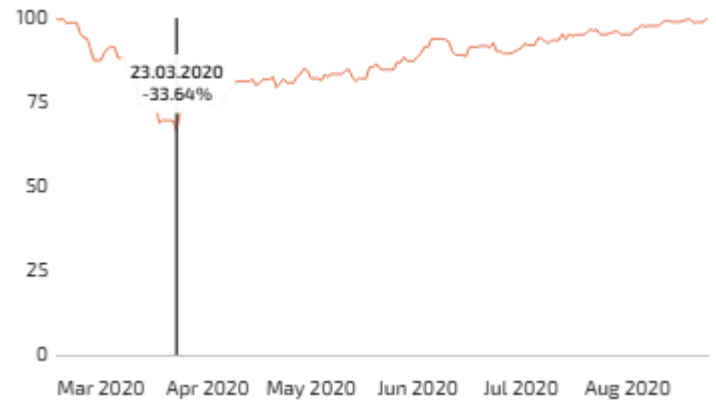
Relevance of strategy

This ETF represents passive exposure to the global developed and emerging markets large/mid equities.

Liquidity

The ETF is listed on multiple Europe exchanges in various currencies.

Historical maximum drawdown & recovery time



Max drawdown (since inception)	-33.64%
Recovery Period	155 Days

Diversification



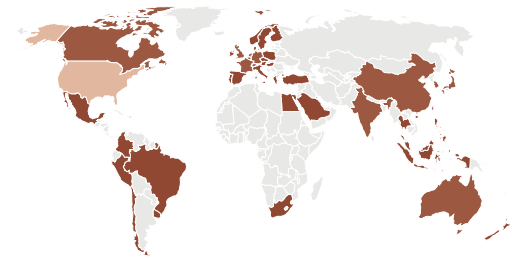
Top 10 Holdings

NVIDIA Corp	5.13%
Apple Inc	4.24%
Microsoft Corp	2.86%
Amazon.com Inc	2.55%
Alphabet Inc Class A Common Sh	2.26%
Alphabet Inc Class C Common Sh	1.90%
Broadcom Inc	1.90%
Taiwan Semiconductor Manufactu	1.76%
Meta Platforms Inc Class A	1.31%
Tesla Inc	1.19%



Sectors

Technology	29.79%
Financials	16.38%
Industrials	10.29%
Communications	9.39%
Consumer Discretionary	8.68%
Health Care	7.51%
Consumer Staples	5.23%
Materials	4.21%
Energy	3.87%
Utilities	2.52%
Real Estate	1.56%
Others	0.57%



Geography

U.S.A.	62.24%
Japan	4.98%
United Kingdom	3.11%
Taiwan	3.07%
Canada	3.04%
South Korea	2.52%
Switzerland	2.29%
China	2.13%
France	2.00%
Germany	1.97%
Netherlands	1.50%
Others	11.14%

Like this Fund? Talk to us!

Would you like to learn more about this investment solution or about us?

[DISCUSS WITH OUR RESEARCH TEAM](#)



Mario Becker
CEO & Founder
mario@dfo.sg



Lim Chuin Hao
Head of Research
ch@dfo.sg

