

SPDR Bloomberg U.S. TIPS UCITS ETF

US inflation-linked bonds. Passive tracker on Bloomberg US Government Inflation-Linked Bond Index. Highly concentrated due to nature of market segment.



About the Fund

Data as of April 30th 2026

State Street Investment Management is the highly successful investment management arm of State Street, a US based global financial firm, and manages over US\$5tn worth of assets. It is best known for inventing the exchange-traded fund (ETF) vehicle with the introduction of the SPDR S&P 500 ETF in 1993.

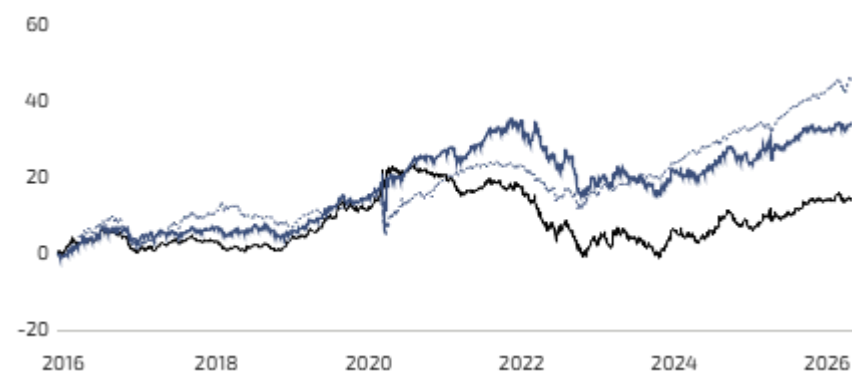
The **SPDR Bloomberg US TIPS UCITS ETF** is a passive index solution that tracks the Bloomberg US Government Inflation-Linked Bond Index using a representative/stratified sampling approach. The index includes USD investment grade US Treasury Inflation Protected Securities (TIPS). The ETF has a very low number of ~50 holdings similar to the index given the nature of the market segment.

SS SPDR Bloomberg US TIPS UCITS ETF

ISIN	IE00BZ0G8977
Management Style	Index-based
Asset Class	US Government Bonds
TER	0.05% p.a.
Distribution policy	Distributing
Inception	2015-12-02
Share Class	USD
Max. recommended Portfolio share	50%

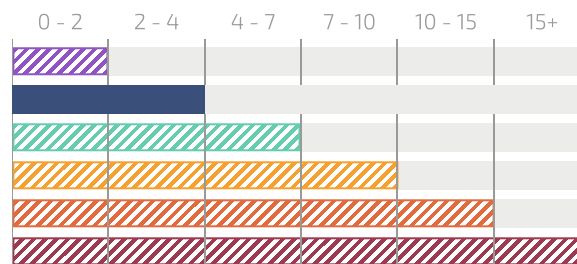
Performance

Price Performance – Maximum Period



The FairHorizon Context

Investment-Time-Horizon in years



Expected long-term return	2 - 4% p.a.
Expected volatility	3 - 5% p.a.

Building Block Returns

SPDR Bloomberg U.S. TIPS UCITS ETF

Ann. return (3-year):	3.28%
Ann. return (5-year):	1.14%
Ann. return (10-year):	2.56%
Ann. Standard Deviation (5-year):	5.88%

This ETF represents passive exposure to the US inflation-linked bond market segment that is generally used to hedge inflation risks.

Benchmark Returns

SPDR Bloomberg U.S. Treasury Bond UCITS ETF

Ann. return (3-year):	2.40%
Ann. return (5-year):	-0.35%
Ann. return (10-year):	0.96%
Ann. Standard Deviation (5-year):	5.44%

[Link to the Funds FairSheet](#)

The SPDR Bloomberg US Treasury Bond UCITS ETF tracks the Bloomberg US Treasury Bond Index and can be used to represent broad US government bonds exposure, returns and volatility.

FairHorizon Benchmark Returns

Dimensional Funds PLC - World Allocation 20/80 Fund

Ann. return (3-year):	7.18%
Ann. return (5-year):	3.55%
Ann. return (10-year):	—
Ann. Standard Deviation (5-year):	4.10%

[Link to the Funds FairSheet](#)

The Dimensional World Allocation 20/80 Fund is our FAIRHORIZON Blue reference benchmark solution that has 20% global developed equities and 80% global investment grade short-to-medium maturity bonds for global high quality bonds-like returns and volatility.

Why we prefer this fund

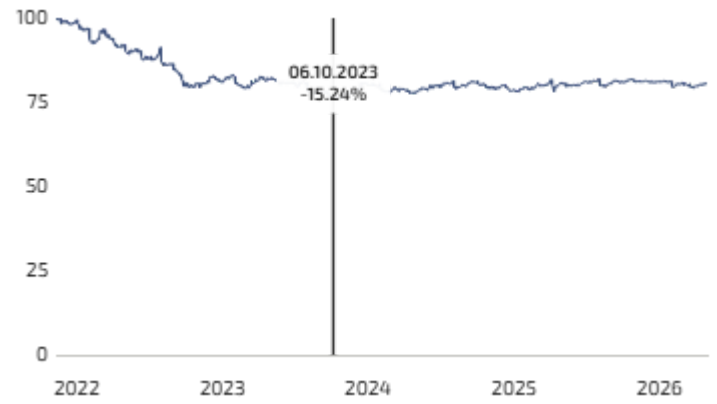
Relevance of strategy

This ETF represents passive exposure to the US inflation-linked bond market segment that is generally used to hedge inflation risks.

Liquidity

The ETF is listed on multiple Europe exchanges in various currencies.

Historical maximum drawdown & recovery time



Max drawdown (since inception) -15.24%
 Recovery Period — (still in drawdown)

Diversification



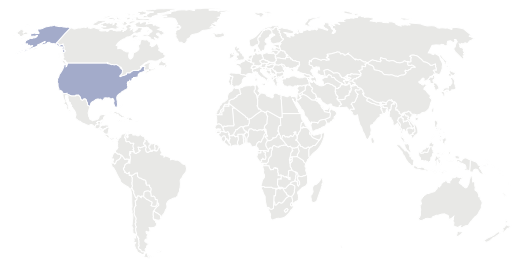
Credit Rating

Aa 99.92%
 Others 0.08%



Sectors

Treasury 99.92%
 Others 0.08%



Geography

U.S.A. 99.92%
 Others 0.08%

Like this Fund? Talk to us!

Would you like to learn more about this investment solution or about us?

DISCUSS WITH OUR RESEARCH TEAM



Mario Becker
 CEO & Founder
 mario@dfo.sg



Lim Chuin Hao
 Head of Research
 ch@dfo.sg