

R27

Principal Global Investors Funds - Global Property Securities Fund



Global developed market equities focusing on REITs and real estate related stocks. Active strategy.

About the Fund

Data as of May 12th 2026

Principal Asset Management is the global investment management business for Principal Financial Group, a Nasdaq listed global financial services company established in 1879. Principal AM manages over US\$590bn of assets globally covering the full client spectrum and across asset classes and vehicles.

The **Principal Global Property Securities Fund** is an actively managed fund seeking to provide a total return by investing primarily in a global portfolio of public securities of companies engaged in property industry or whose value is largely derived from property assets. This may include real estate investment trusts (REITs), non-REIT real estate companies and similar structures, or equity and debt securities of companies with at least 50% of their assets, income or profits derived from property related products or services. The fund has a portfolio of >70 holdings.

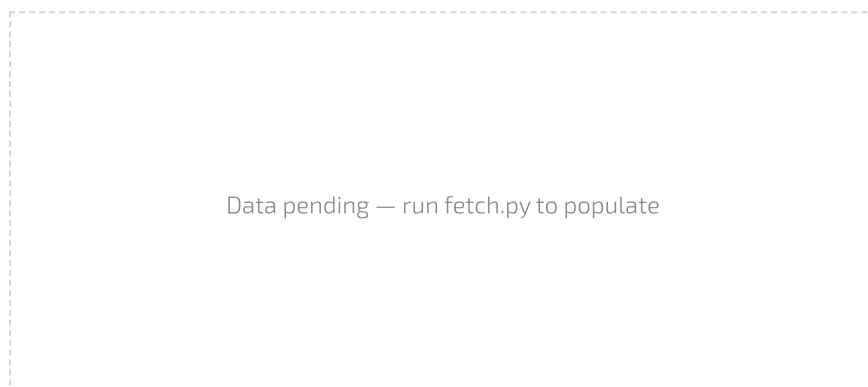
The fund is sub-managed by 3 entities - Principal Real Estate Investors LLC is responsible for the North American investments, Principal Global Investors (Europe) Ltd is responsible for the European investments, and Principal Global Investors (Australia) Ltd is responsible for the Asian and Pacific markets investments.

Principal Global Investors Funds - Global Property Securities Fund

ISIN	IE00B62LQD71
Management Style	Actively managed
Asset Class	<u>Global Equities - Real Estate Focused</u>
TER	0.87% p.a.
Distribution policy	Accumulating
Inception	2008-11-27
Share Class	USD
Max. recommended Portfolio share	15%

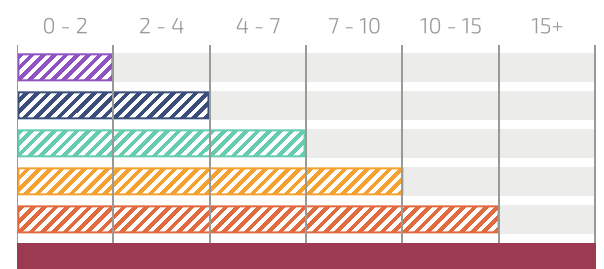
Performance

Price Performance – Maximum Period



The FairHorizon Context

Investment-Time-Horizon in years



Expected long-term return	2 - 4% p.a.
Expected volatility	3 - 5% p.a.

Building Block Returns

Principal Global Investors Funds - Global Property Securities Fund

Ann. return (3-year):	—
Ann. return (5-year):	—
Ann. return (10-year):	—
Ann. Standard Deviation (5-year):	—

This fund represents active exposure to global developed markets real estate-related companies and REITs.

Benchmark Returns

SPDR MSCI All Country World UCITS ETF

Ann. return (3-year):	19.93%
Ann. return (5-year):	10.65%
Ann. return (10-year):	12.24%
Ann. Standard Deviation (5-year):	14.33%

[↗ Link to the Funds FairSheet](#)

FairHorizon Benchmark Returns

Dimensional Funds PLC - World Equity Fund

Ann. return (3-year):	17.79%
Ann. return (5-year):	9.56%
Ann. return (10-year):	—
Ann. Standard Deviation (5-year):	14.96%

[↗ Link to the Funds FairSheet](#)

The Dimensional World Equity Fund is our FAIRHORIZON Red reference benchmark solution that has primarily global developed equities for long-term global equity-like returns and volatility.

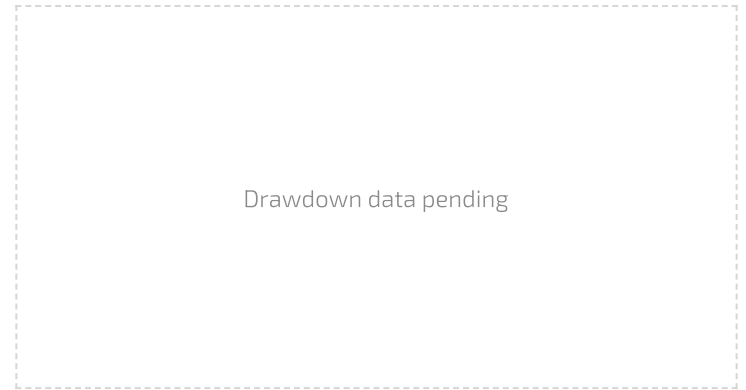


Why we prefer this fund

Relevance of strategy

This fund represents active exposure to global developed markets real estate-related companies and REITs.

Historical maximum drawdown & recovery time



Diversification



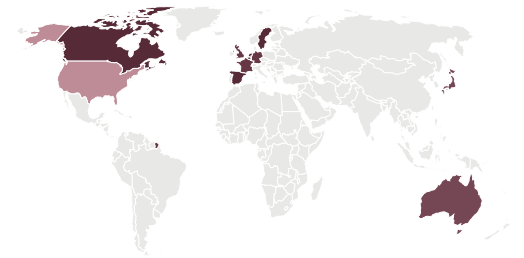
Top 10 Holdings

Welltower Inc	7.71%
Equinix Inc	7.57%
Ventas Inc	4.85%
Prologis Inc Common Shares	4.66%
Extra Space Storage Inc	3.81%
Goodman Group	3.49%
Unibail-Rodamco-Westfield Comm	3.24%
Mitsubishi Estate Co Ltd	3.12%
AvalonBay Communities Inc	3.08%
Regency Centers Corp Common St	2.80%



Sectors

Real Estate	95.58%
Consumer Discretionary	1.00%
Industrials	0.85%
Financials	0.70%
Communications	0.69%
Treasury	0.59%
Others	0.59%



Geography

U.S.A.	65.23%
Japan	8.97%
Australia	5.97%
France	4.15%
Hong Kong	3.70%
Singapore	3.61%
United Kingdom	2.19%
Germany	1.52%
Spain	1.29%
Sweden	0.99%
Belgium	0.80%
Others	1.58%

Like this Fund? Talk to us!

Would you like to learn more about this investment solution or about us?

[DISCUSS WITH OUR RESEARCH TEAM](#)



Mario Becker
CEO & Founder
mario@dfo.sg



Lim Chuin Hao
Head of Research
ch@dfo.sg

