

B16

PIMCO Funds- Global Investors Series Plc – Diversified Income Fund



Global diversified bonds. Active diversified strategy with about 1/3 investment grade bonds, 1/3 high yield bonds, and 1/3 emerging market bonds.

About the Fund

Data as of April 30th 2026

PIMCO is well known as a leading global asset management firm in active fixed income investing, managing over US\$2tn of assets with majority in fixed income solutions.

The **PIMCO GIS Diversified Income Fund** is an actively managed bond strategy seeking to maximise total return by focusing on broad global credit market exposure by investing primarily in developed market corporate bonds and emerging market bonds. The fund has a customised benchmark representing 1/3 developed markets investment grade bonds, 1/3 developed markets high yield bonds, and 1/3 emerging market sovereign and quasi-sovereign bonds. The fund is unconstrained by the benchmark but takes reference and has a portfolio exposure similar to the benchmark asset allocations, with the addition of some developed market sovereigns, securitised assets and derivatives exposures. The fund can also invest up to 20% in non-USD exposures.

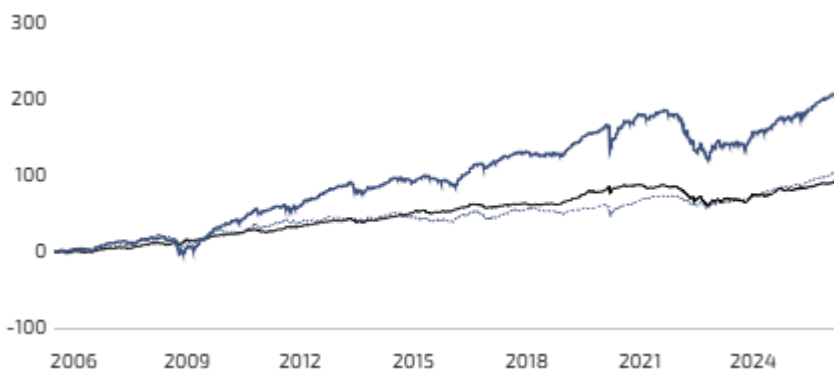
PIMCO's investment process combines top-down macroeconomic views with bottom-up security selection. The managers dynamically adjust the portfolio's duration and credit exposure in response to changing market conditions. The fund runs a highly diversified portfolio of >2000 holdings.

PIMCO Funds- Global Investors Series Plc - Diversified Income Fund

ISIN	IE00BOC18065
Management Style	Actively managed
Asset Class	Global Bonds
TER	0.69% p.a.
Distribution policy	Accumulating
Inception	2005-06-30
Share Class	USD
Max. recommended Portfolio share	50%

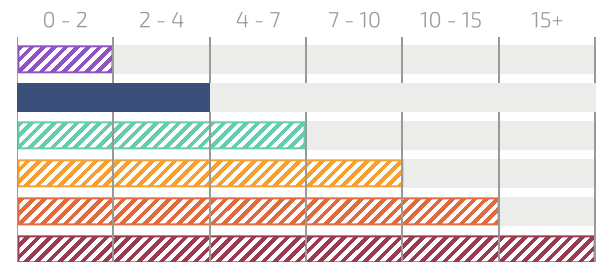
Performance

Price Performance – Maximum Period



The FairHorizon Context

Investment-Time-Horizon in years



Expected long-term return	2 - 4% p.a.
Expected volatility	3 - 5% p.a.

Building Block Returns

PIMCO Funds- Global Investors Series Plc - Diversified Income Fund

Ann. return (3-year):	8.24%
Ann. return (5-year):	1.91%
Ann. return (10-year):	4.29%
Ann. Standard Deviation (5-year):	7.22%

This fund provides a focused strategy into global investment grade and high yield corporate bonds as well as emerging market bonds. This appeals to investors looking for a global diversified bond solution with low developed market sovereign exposures.

Benchmark Returns

SPDR Bloomberg Global Aggregate Bond UCITS ETF

Ann. return (3-year):	3.84%
Ann. return (5-year):	0.66%
Ann. return (10-year):	—
Ann. Standard Deviation (5-year):	4.81%

[Link to the Funds FairSheet](#)

The SPDR Bloomberg Global Aggregate Bond UCITS ETF tracks the Bloomberg Global Aggregate Bond Index and can be used to represent broad global bonds exposure, returns and volatility.

FairHorizon Benchmark Returns

Dimensional Funds PLC - World Allocation 20/80 Fund

Ann. return (3-year):	7.18%
Ann. return (5-year):	3.55%
Ann. return (10-year):	—
Ann. Standard Deviation (5-year):	4.10%

[Link to the Funds FairSheet](#)

The Dimensional World Allocation 20/80 Fund is our FAIRHORIZON Blue reference benchmark solution that has 20% global developed equities and 80% global investment grade short-to-medium maturity bonds for global high quality bonds-like returns and volatility.



Why we prefer this fund

Relevance of strategy

This fund provides a focused strategy into global investment grade and high yield corporate bonds as well as emerging market bonds. This appeals to investors looking for a global diversified bond solution with low developed market sovereign exposures.

Manager expertise

PIMCO's Group CIO, Dan Ivascyn, as well as Alfred Murata, have been co-managing the fund since 2016.

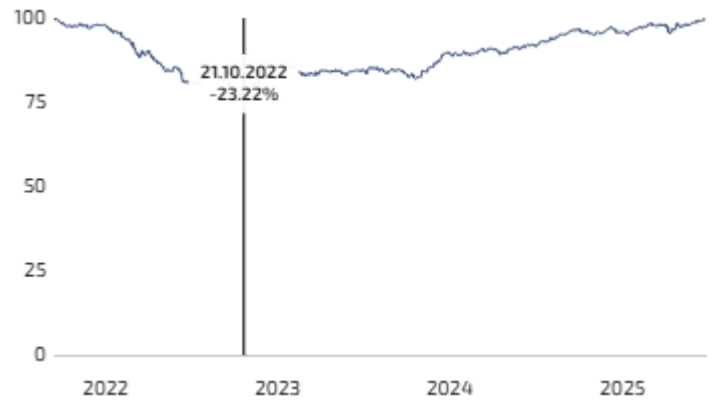
Differentiated portfolio

The fund offers a distinct and specific focus on corporate bonds and emerging markets with about 1/3 in DM investment grade bonds, 1/3 in DM high yield bonds, and 1/3 in EM bonds.

Performance

The fund has a proven track record of delivered attractive total return over time. The differentiated portfolio compared to the Bloomberg Global Aggregate Index has also resulted in strong outperformance of the fund.

Historical maximum drawdown & recovery time



Max drawdown (since inception)	-23.22%
Recovery Period	979 Days

Diversification



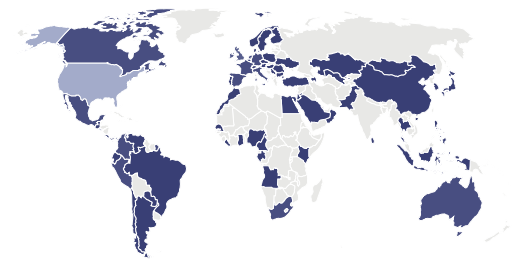
Credit Rating

Aaa	3.37%
Aa	5.61%
A	5.68%
Baa	17.65%
Ba	13.42%
B	9.21%
Caa	3.38%
Ca	0.13%
C	0.15%
Others	41.40%



Sectors

Corporate	42.71%
Securitized	25.93%
Government-Related	20.22%
Treasury	6.51%
Others	4.64%



Geography

U.S.A.	48.55%
Ireland	4.55%
United Kingdom	4.47%
Mexico	2.50%
Cayman Islands	2.03%
France	1.66%
Italy	1.54%
Luxembourg	1.53%
Netherlands	1.51%
Australia	1.44%
Colombia	1.34%
Others	28.88%

Like this Fund? Talk to us!

Would you like to learn more about this investment solution or about us?

[DISCUSS WITH OUR RESEARCH TEAM](#)



Mario Becker
CEO & Founder
mario@dfo.sg



Lim Chuin Hao
Head of Research
ch@dfo.sg

