

G11

# Lombard Odier Funds-Asia Value Bond

Asia USD corporate bonds focused with max 40% high yield. Active strategy with concentrated portfolio.



## About the Fund

Data as of April 30th 2026

Lombard Odier Investment Managers (LOIM) is part of the Lombard Odier Group, an independent Swiss banking partnership founded in 1796. LOIM is an active investment manager with over US\$70bn of AUM globally covering a range of specialised, active strategies of long-only and alternative solutions.

The **Lombard Odier Funds - Asia Value Bond** is an actively managed bond strategy that aims to provide strong total return through returns generation from both interest accrued as well as capital appreciation from yield and credit spread compression, by investing primarily in Asia-Pacific (including Japan) USD bonds. The fund can invest in sovereign and corporate bonds, though there is a clear preference for the latter. The fund can invest in fixed or floating rate bonds, as well as convertible bonds (max 20%) and CoCo bonds (max 25%). The fund can also invest max 40% in high yield rated bonds as well as max 25% in bonds from other geographic regions. The fund adopts an unconstrained allocation approach and value-orientation in security selection. The fund has a concentrated portfolio of >200 holdings.

### Lombard Odier Funds-Asia Value Bond

ISIN	LU1581427249
Management Style	Actively managed
Asset Class	<a href="#">Asia USD Bonds</a>
TER	0.63% p.a.
Distribution policy	Accumulating
Inception	2013-01-07
Share Class	USD
Max. recommended Portfolio share	20%

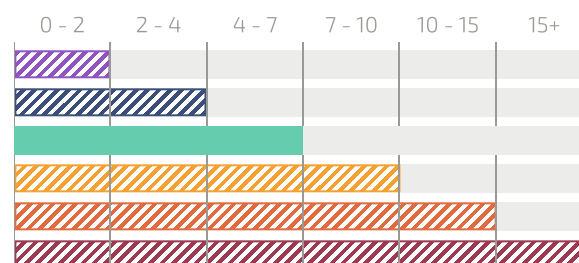
## Performance

### Price Performance – Maximum Period



## The FairHorizon Context

### Investment-Time-Horizon in years



Expected long-term return	2 - 4% p.a.
Expected volatility	3 - 5% p.a.

### Building Block Returns

#### Lombard Odier Funds-Asia Value Bond

Ann. return (3-year):	10.73%
Ann. return (5-year):	1.74%
Ann. return (10-year):	4.45%
Ann. Standard Deviation (5-year):	10.89%

This fund provides an active approach to invest in the broad Asian USD bond market with a focus on corporate issues and with up to 40% high yield exposure.

### Benchmark Returns

#### iShares J.P. Morgan USD Asia Credit Bond Index ETF

Ann. return (3-year):	6.84%
Ann. return (5-year):	1.92%
Ann. return (10-year):	3.31%
Ann. Standard Deviation (5-year):	6.88%

[Link to the Funds FairSheet](#)

The iShares JPMorgan USD Asia Credit Bond ETF tracks the JPMorgan Asia Credit Index (JACI) Core and can be used to represent broad Asia bonds exposure, returns and volatility.

### FairHorizon Benchmark Returns

#### Dimensional Funds PLC - World Allocation 40/60 Fund

Ann. return (3-year):	9.82%
Ann. return (5-year):	4.98%
Ann. return (10-year):	—
Ann. Standard Deviation (5-year):	6.84%

[Link to the Funds FairSheet](#)

The Dimensional World Allocation 40/60 Fund is our FAIRHORIZON Green reference benchmark solution that has 40% global developed equities and 60% global investment grade short-to-medium maturity bonds for global moderate risk bonds-like returns and volatility.

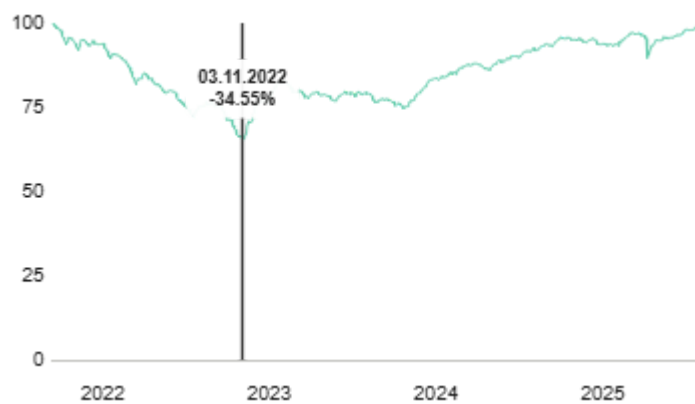


## Why we prefer this fund

### Relevance of strategy

This fund provides an active approach to invest in the broad Asian USD bond market with a focus on corporate issues and with up to 40% high yield exposure.

## Historical maximum drawdown & recovery time



Max drawdown (since inception) -34.55%  
Recovery Period 1008 Days

## Diversification



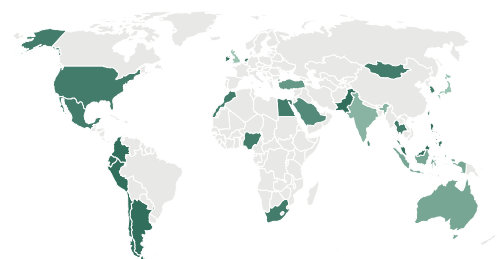
Credit Rating

Aa	2.83%
A	6.72%
Baa	29.73%
Ba	12.66%
B	6.09%
Caa	2.44%
Others	39.54%



Sectors

Corporate	83.72%
Government-Related	15.90%
Others	0.38%



Geography

Cayman Islands	14.53%
British Virgin Islands	13.44%
Japan	11.94%
United Kingdom	11.25%
India	10.29%
Indonesia	6.06%
Australia	5.10%
Turkey	2.93%
Hong Kong	2.74%
Luxembourg	2.55%
Singapore	2.42%
Others	16.75%

## Like this Fund? Talk to us!

Would you like to learn more about this investment solution or about us?

[DISCUSS WITH OUR RESEARCH TEAM](#)



**Mario Becker**  
CEO & Founder  
mario@dfo.sg



**Lim Chuin Hao**  
Head of Research  
ch@dfo.sg

