

iShares MSCI World SRI UCITS ETF

Global developed market large/mid cap equities with ESG SRI filters. Passive tracker on MSCI World SRI Select Reduced Fossil Fuel Net Index.



About the Fund

Data as of April 30th 2026

iShares is the market leader in the ETFs and passive index funds space, managing over US\$5tn of AUM through more than 1600 ETFs offered globally. iShares is a subsidiary of BlackRock, the largest asset manager globally.

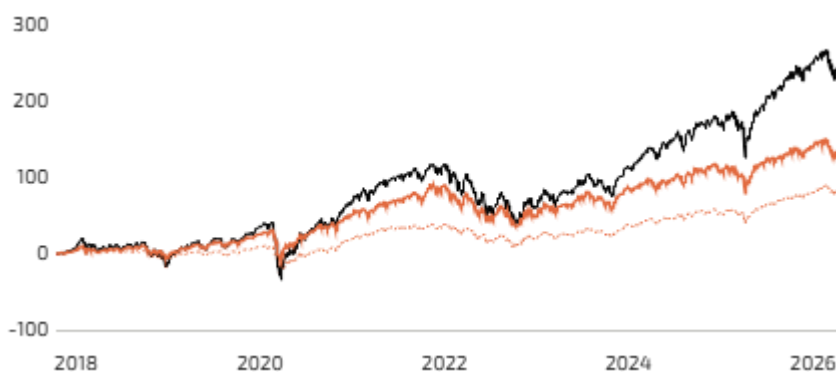
The **iShares MSCI World SRI UCITS ETF** is a passive index solution that tracks the MSCI World SRI Select Reduced Fossil Fuel Net Index (USD) using a full physical replication approach. The index is a subset of MSCI World Index, a free float-adjusted market capitalisation weighted index with a 5% issuer cap that is design to measure the global developed equity market performance of 23 developed markets across large and mid caps, with additional SRI filter to avoid companies incompatible with SRI values screen (weapons, vice products, nuclear etc) or having exposure to fossil fuels through extraction and production activities, power generation activities or reserves ownership. The ETF has >360 holdings similar to the index.

iShares MSCI World SRI UCITS ETF

ISIN	IE00BDZZTM54
Management Style	Index-based
Asset Class	<u>Global Equities - ESG</u>
TER	0.20% p.a.
Distribution policy	Distributing
Inception	2017-10-16
Share Class	USD
Max. recommended Portfolio share	70%

Performance

Price Performance – Maximum Period



Building Block Returns

iShares MSCI World SRI UCITS ETF

Ann. return (3-year):	15.01%
Ann. return (5-year):	8.82%
Ann. return (10-year):	—
Ann. Standard Deviation (5-year):	15.88%

This ETF represents passive exposure to the global developed markets large/mid cap equities, with SRI values and fossil fuels filters.

Benchmark Returns

SPDR MSCI All Country World UCITS ETF

Ann. return (3-year):	19.93%
Ann. return (5-year):	10.65%
Ann. return (10-year):	12.24%
Ann. Standard Deviation (5-year):	14.33%

[↗ Link to the Funds FairSheet](#)

The SPDR MSCI All Country World UCITS ETF tracks the MSCI All Country World Index (ACWI) and can be used to represent broad global equities exposures, returns and volatility.

FairHorizon Benchmark Returns

Dimensional Funds PLC - World Allocation 80/20 Fund

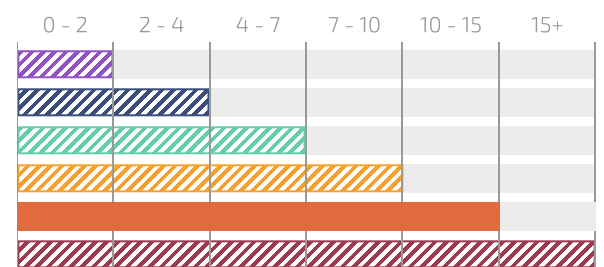
Ann. return (3-year):	15.12%
Ann. return (5-year):	7.92%
Ann. return (10-year):	—
Ann. Standard Deviation (5-year):	12.44%

[↗ Link to the Funds FairSheet](#)

The Dimensional World Allocation 80/20 Fund is our FAIRHORIZON Orange reference benchmark solution that has 80% global developed equities and 20% global investment grade short-to-medium maturity bonds for global defensive equity-like returns and volatility.

The FairHorizon Context

Investment-Time-Horizon in years



Expected long-term return	2 - 4% p.a.
Expected volatility	3 - 5% p.a.

Why we prefer this fund

Relevance of strategy

This ETF represents passive exposure to the global developed markets large/mid cap equities, with SRI values and fossil fuels filters.

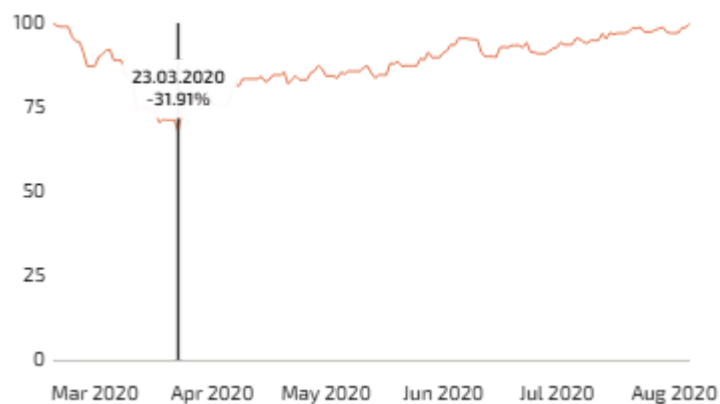
Differentiated portfolio

The SRI values and fossil fuels filters appeals investors with related investment requirements.

Liquidity

The ETF is listed on multiple Europe exchanges in various currencies.

Historical maximum drawdown & recovery time



Max drawdown (since inception)	-31.91%
Recovery Period	135 Days

Diversification



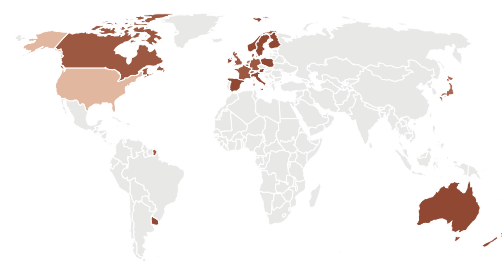
Top 10 Holdings

NVIDIA Corp	9.26%
ASML Holding NV	3.83%
Tesla Inc	3.66%
Intel Corp	3.63%
Lam Research Corp	2.38%
Applied Materials Inc	2.22%
Verizon Communications Inc	1.98%
Walt Disney Co/The	1.92%
Texas Instruments Inc	1.68%
Coca-Cola Co/The	1.57%



Sectors

Technology	30.57%
Financials	16.90%
Industrials	12.85%
Health Care	8.69%
Consumer Discretionary	8.25%
Communications	8.09%
Consumer Staples	6.01%
Materials	4.21%
Real Estate	1.94%
Utilities	1.66%
Others	0.83%



Geography

U.S.A.	62.28%
Japan	7.28%
Netherlands	5.70%
Canada	4.42%
Switzerland	3.63%
France	3.32%
United Kingdom	2.18%
Germany	1.75%
Denmark	1.55%
Australia	1.26%
Ireland	1.06%
Others	5.58%

Like this Fund? Talk to us!

Would you like to learn more about this investment solution or about us?

[DISCUSS WITH OUR RESEARCH TEAM](#)



Mario Becker
CEO & Founder
mario@dfosg



Lim Chuin Hao
Head of Research
ch@dfosg

