

015

iShares MSCI World Quality Dividend Advanced UCITS ETF



Global developed market large/mid cap equities with quality factor, yield factor, and ESG filters.
Passive tracker on MSCI World High Dividend Yield Advanced Select Index.

About the Fund

Data as of April 30th 2026

iShares is the market leader in the ETFs and passive index funds space, managing over US\$5tn of AUM through more than 1600 ETFs offered globally. iShares is a subsidiary of BlackRock, the largest asset manager globally.

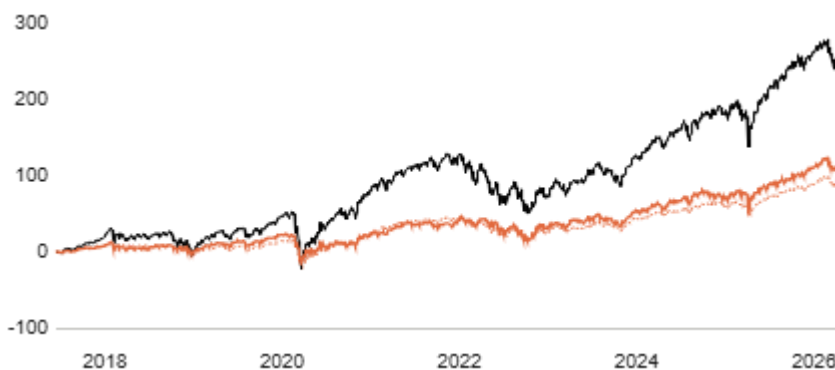
The **iShares MSCI World Quality Dividend Advanced UCITS ETF** is a passive index solution that tracks the MSCI World High Dividend Yield Advanced Select Index USD using a full physical replication approach. The index is a subset of MSCI World Index, a free float-adjusted market capitalisation weighted index that is designed to measure the global developed equity market performance of 23 developed markets across large and mid caps, with additional filters to emphasise stocks with quality factor, yield factor as well as ESG factor. Quality factor is based on stocks with high sector-relative quality z-scores calculated from financial measurements such as return-on-equity, earning variability, and debt-to-equity. Bottom 5% sector performers are also excluded. Yield factor is based on stocks with positive payout ratio and positive 5-year dividend per share (DPS) growth rate. ESG screening excludes controversial businesses as well as those with negative social/environmental impacts. The ETF has >200 holdings similar to the index.

iShares MSCI World Quality Dividend Advanced UCITS ETF

ISIN	IE00BYYSHQ67
Management Style	Factor-based
Asset Class	Global Equities - Multi Factor
TER	0.38% p.a.
Distribution policy	Distributing
Inception	2017-06-14
Share Class	USD
Max. recommended Portfolio share	70%

Performance

Price Performance – Maximum Period



Building Block Returns

iShares MSCI World Quality Dividend Advanced UCITS ETF

Ann. return (3-year):	16.76%
Ann. return (5-year):	11.24%
Ann. return (10-year):	—
Ann. Standard Deviation (5-year):	13.31%

This ETF represents passive exposure to the global developed markets large/mid cap equities, with quality factor, yield factor, and ESG filters.

Benchmark Returns

SPDR MSCI All Country World UCITS ETF

Ann. return (3-year):	19.93%
Ann. return (5-year):	10.65%
Ann. return (10-year):	12.24%
Ann. Standard Deviation (5-year):	14.33%

[↗ Link to the Funds FairSheet](#)

The SPDR MSCI All Country World UCITS ETF tracks the MSCI All Country World Index (ACWI) and can be used to represent broad global equities exposures, returns and volatility.

FairHorizon Benchmark Returns

Dimensional Funds PLC - World Allocation 80/20 Fund

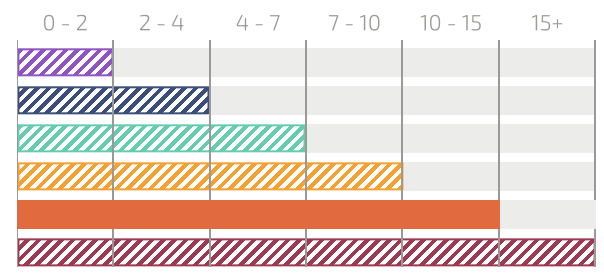
Ann. return (3-year):	15.12%
Ann. return (5-year):	7.92%
Ann. return (10-year):	—
Ann. Standard Deviation (5-year):	12.44%

[↗ Link to the Funds FairSheet](#)

The Dimensional World Allocation 80/20 Fund is our FAIRHORIZON Orange reference benchmark solution that has 80% global developed equities and 20% global investment grade short-to-medium maturity bonds for global defensive equity-like returns and volatility.

The FairHorizon Context

Investment-Time-Horizon in years



Expected long-term return	2 - 4% p.a.
Expected volatility	3 - 5% p.a.



Why we prefer this fund

Relevance of strategy

This ETF represents passive exposure to the global developed markets large/mid cap equities, with quality factor, yield factor, and ESG filters.

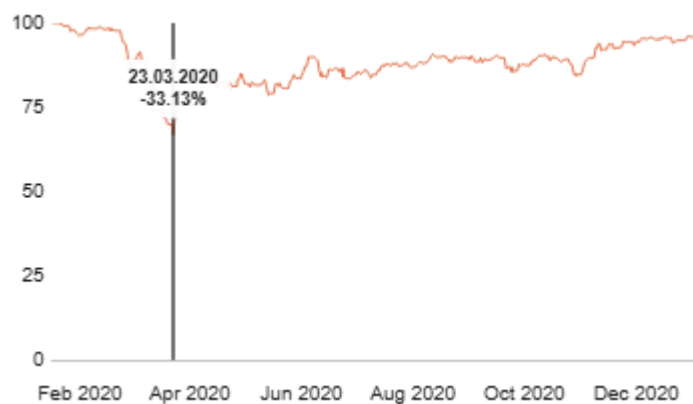
Differentiated portfolio

The quality factor, yield factor, and ESG filters appeals investors with related investment requirements.

Liquidity

The ETF is listed on multiple Europe exchanges in various currencies.

Historical maximum drawdown & recovery time



Max drawdown (since inception)	-33.13%
Recovery Period	289 Days

Diversification



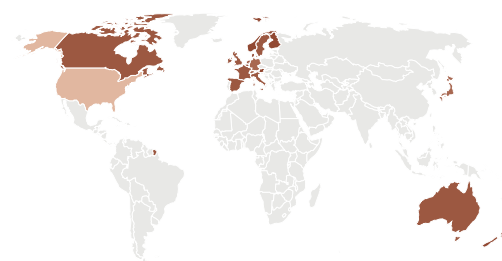
Top 10 Holdings

Applied Materials Inc	3.78%
NVIDIA Corp	3.70%
Texas Instruments Inc	2.85%
Apple Inc	2.81%
Cisco Systems Inc	2.77%
Merck & Co Inc	2.50%
QUALCOMM Inc	2.49%
Roche Holding AG Participating	2.32%
Novartis AG	2.31%
Verizon Communications Inc	2.17%



Sectors

Technology	34.32%
Financials	16.42%
Health Care	14.16%
Industrials	11.41%
Communications	5.41%
Consumer Staples	4.90%
Consumer Discretionary	4.25%
Energy	3.80%
Utilities	2.87%
Real Estate	1.17%
Materials	0.68%
Others	0.60%



Geography

U.S.A.	51.80%
Japan	8.94%
Switzerland	6.95%
Germany	4.84%
France	3.91%
Canada	3.02%
United Kingdom	2.89%
Spain	2.69%
Italy	2.29%
Ireland	2.14%
Netherlands	1.99%
Others	8.53%

Like this Fund? Talk to us!

Would you like to learn more about this investment solution or about us?

DISCUSS WITH OUR RESEARCH TEAM



Mario Becker
CEO & Founder
mario@dfo.sg



Lim Chuin Hao
Head of Research
ch@dfo.sg

