

G6

# iShares JP Morgan Advanced USD EM Bond UCITS ETF



EM USD broad government bonds with ESG filter. Passive tracker on JPMorgan ESG-EMBI Global Diversified Index.

## About the Fund

iShares is the market leader in the ETFs and passive index funds space, managing over US\$5tn of AUM through more than 1600 ETFs offered globally. iShares is a subsidiary of BlackRock, the largest asset manager globally.

The **iShares JPMorgan Advanced \$ EM Bond UCITS ETF** is a passive index solution that tracks the JPMorgan ESG-Emerging Markets Bond Index Global (EMBIG) Diversified Index using a physical sampling approach. The index includes liquid USD denominated debt instruments with no credit rating constraints and with >6 month maturity issued out of Emerging Market countries that fulfils specific GNI per capita and cost of living criteria as defined by the index, covering only sovereigns and 100% government owned/guaranteed quasi-sovereign entities. Additionally an ESG methodology is applied to score, filter and exclude bonds that do not fulfil specific ESG criteria. The ETF has >850 holdings.

Data as of April 30th 2026

## iShares JP Morgan Advanced USD EM Bond UCITS ETF

ISIN	IE00BF553838
Management Style	Index-based
Asset Class	<a href="#">EM Government Bonds Hard Currency</a>
TER	0.45% p.a.
Distribution policy	Accumulating
Inception	2018-09-26
Share Class	USD
Max. recommended Portfolio share	20%

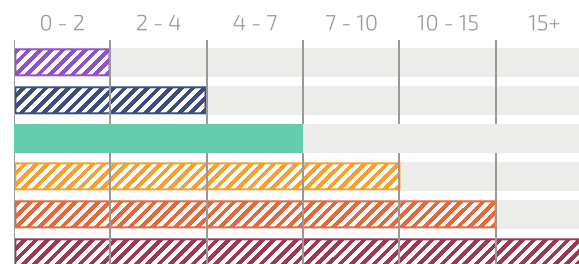
## Performance

### Price Performance – Maximum Period



## The FairHorizon Context

### Investment-Time-Horizon in years



Expected long-term return	2 - 4% p.a.
Expected volatility	3 - 5% p.a.

### Building Block Returns

#### iShares JP Morgan Advanced USD EM Bond UCITS ETF

Ann. return (3-year):	8.46%
Ann. return (5-year):	1.45%
Ann. return (10-year):	—
Ann. Standard Deviation (5-year):	9.60%

This ETF represents passive exposure to the Emerging countries USD broad sovereign bond market segment.

### Benchmark Returns

#### iShares J.P. Morgan USD EM Bond UCITS ETF

Ann. return (3-year):	9.22%
Ann. return (5-year):	1.99%
Ann. return (10-year):	3.33%
Ann. Standard Deviation (5-year):	10.06%

[↗ Link to the Funds FairSheet](#)

The iShares JPMorgan \$ EM Bond UCITS ETF tracks the JPMorgan EMBI Global (EMBIG) Core Index and can be used to represent Emerging Markets hard currency bonds exposure, returns and volatility.

### FairHorizon Benchmark Returns

#### Dimensional Funds PLC - World Allocation 40/60 Fund

Ann. return (3-year):	9.82%
Ann. return (5-year):	4.98%
Ann. return (10-year):	—
Ann. Standard Deviation (5-year):	6.84%

[↗ Link to the Funds FairSheet](#)

The Dimensional World Allocation 40/60 Fund is our FAIRHORIZON Green reference benchmark solution that has 40% global developed equities and 60% global investment grade short-to-medium maturity bonds for global moderate risk bonds-like returns and volatility.



## Why we prefer this fund

### Relevance of strategy

This ETF represents passive exposure to the Emerging countries USD broad sovereign bond market segment.

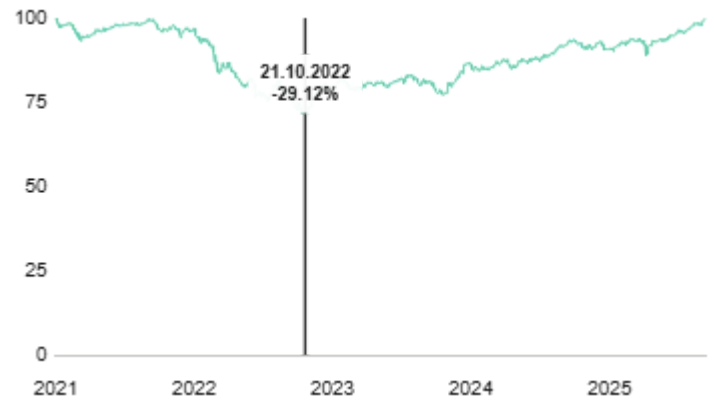
### Differentiated portfolio

The ESG screening appeals investors with related investment requirements.

### Liquidity

The ETF is listed on multiple Europe exchanges in various currencies.

## Historical maximum drawdown & recovery time



Max drawdown (since inception) -29.12%

Recovery Period 1056 Days

## Diversification



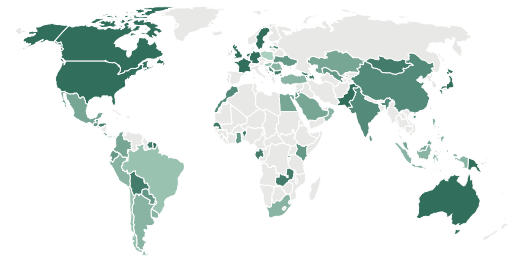
Credit Rating

Aa	4.59%
A	10.69%
Baa	39.23%
Ba	22.11%
B	2.83%
Caa	5.33%
Ca	0.11%
Others	15.12%



Sectors

Government-Related	99.54%
Others	0.46%



Geography

Poland	5.23%
Hungary	4.64%
Brazil	4.01%
Chile	3.86%
Philippines	3.67%
Uruguay	3.64%
Dominican Republic	3.61%
Turkey	3.48%
Romania	3.46%
Argentina	3.35%
Indonesia	3.32%
Others	57.73%

## Like this Fund? Talk to us!

Would you like to learn more about this investment solution or about us?

[DISCUSS WITH OUR RESEARCH TEAM](#)



**Mario Becker**  
CEO & Founder  
mario@dfo.sg



**Lim Chuin Hao**  
Head of Research  
ch@dfo.sg

