

Fidelity Funds – Asian Bond Fund

Asia USD investment grade bonds covering government and corporate issues. Active strategy.



About the Fund

Data as of April 30th 2026

Fidelity International Ltd (FIL) is the international business arm of Fidelity Investments, a privately owned US-origin asset manager founded in 1946 and is one of the largest globally with over US\$16tn of AUM across a wide range of services and products. FIL on its own manages over US\$1tn of assets with long-only mutual funds being the core business.

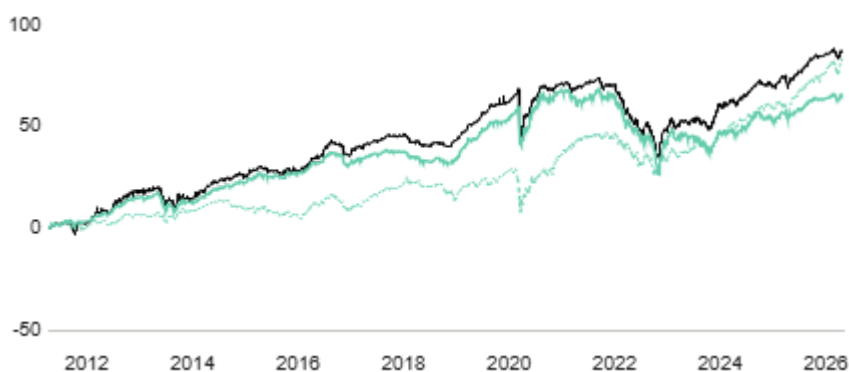
The **Fidelity Asian Bond Fund** is an actively managed bond strategy that aims to achieve capital growth over time and provide income, by investing primarily in Asian USD investment grade sovereign and corporate bonds, with no maturity constraints. The fund can invest in hybrids and contingent convertible bonds (max 30%) and distressed securities (max 10%) though typically has minimal actual exposures in these. The fund uses in-house research and investment capabilities to identify suitable opportunities across issuers, sectors, geographies and security types. This may include an assessment of bond issuers' creditworthiness, macroeconomic factors, and valuations. The fund has a portfolio of >400 holdings.

Fidelity Funds - Asian Bond Fund

ISIN	LU0605512606
Management Style	Actively managed
Asset Class	Asia USD Bonds
TER	0.66% p.a.
Distribution policy	Accumulating
Inception	2011-04-18
Share Class	USD
Max. recommended Portfolio share	20%

Performance

Price Performance – Maximum Period



Building Block Returns

Fidelity Funds - Asian Bond Fund

Ann. return (3-year):	4.18%
Ann. return (5-year):	0.33%
Ann. return (10-year):	2.28%
Ann. Standard Deviation (5-year):	7.71%

This fund provides an active approach to invest in the broad Asian USD investment grade bond market across both sovereign and corporate issues.

Benchmark Returns

iShares J.P. Morgan USD Asia Credit Bond Index ETF

Ann. return (3-year):	6.84%
Ann. return (5-year):	1.92%
Ann. return (10-year):	3.31%
Ann. Standard Deviation (5-year):	6.88%

[Link to the Funds FairSheet](#)

The iShares JPMorgan USD Asia Credit Bond ETF tracks the JPMorgan Asia Credit Index (JACI) Core and can be used to represent broad Asia bonds exposure, returns and volatility.

FairHorizon Benchmark Returns

Dimensional Funds PLC - World Allocation 40/60 Fund

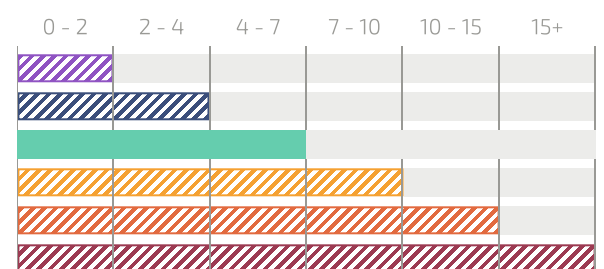
Ann. return (3-year):	9.82%
Ann. return (5-year):	4.98%
Ann. return (10-year):	—
Ann. Standard Deviation (5-year):	6.84%

[Link to the Funds FairSheet](#)

The Dimensional World Allocation 40/60 Fund is our FAIRHORIZON Green reference benchmark solution that has 40% global developed equities and 60% global investment grade short-to-medium maturity bonds for global moderate risk bonds-like returns and volatility.

The FairHorizon Context

Investment-Time-Horizon in years



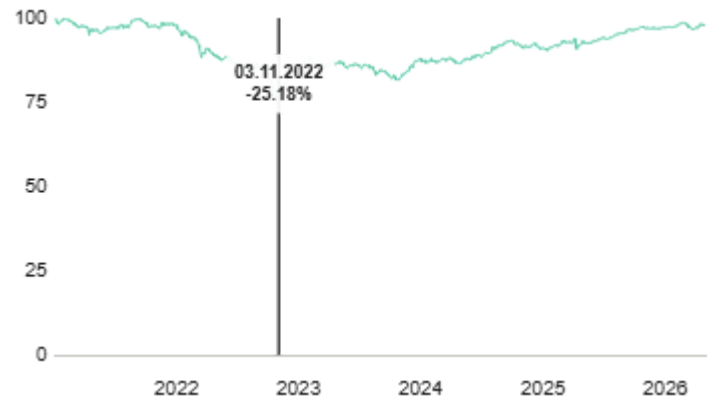
Expected long-term return	2 - 4% p.a.
Expected volatility	3 - 5% p.a.

Why we prefer this fund

Relevance of strategy

This fund provides an active approach to invest in the broad Asian USD investment grade bond market across both sovereign and corporate issues.

Historical maximum drawdown & recovery time



Max drawdown (since inception) -25.18%
 Recovery Period — (still in drawdown)

Diversification



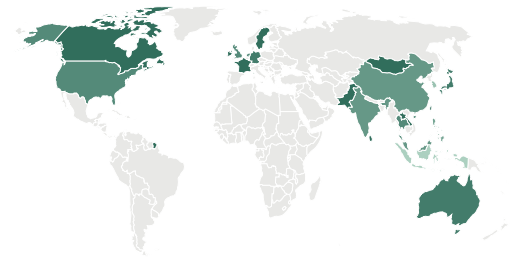
Credit Rating

Aaa	1.25%
Aa	12.21%
A	20.96%
Baa	43.60%
Ba	3.14%
B	0.68%
Caa	0.43%
Others	17.74%



Sectors

Government-Related	52.08%
Corporate	46.16%
Others	1.77%



Geography

Indonesia	18.01%
South Korea	17.84%
Cayman Islands	9.85%
Hong Kong	7.53%
British Virgin Islands	7.36%
Philippines	6.85%
Singapore	5.73%
India	5.32%
Malaysia	4.61%
China	3.36%
United Kingdom	2.59%
Others	10.95%

Like this Fund? Talk to us!

Would you like to learn more about this investment solution or about us?

DISCUSS WITH OUR RESEARCH TEAM



Mario Becker
 CEO & Founder
 mario@dfo.sg



Lim Chuin Hao
 Head of Research
 ch@dfo.sg