

Portfolio 6

Dimensional Funds PLC - World Equity Fund



Portfolio solution for FAIRHORIZON Red 100% return. Global developed market all caps equities.
Active high diversified portfolio.

About the Fund

Dimensional Fund Advisors is a systematic/quantitative focused firm founded in 1981, and is reputable for translating interesting academic research into practical and profitable investment solutions.

The **Dimensional World Equity Fund** is an actively managed fund seeking to achieve long-term total return by primarily investing in global developed markets equities, with no market capitalisation constraints and with flexibility to allocate up to 20% in emerging markets.

The fund adopts Dimensional's general equity selection approach to overweight in small value companies and underweight in large growth companies in its quantitative models. The fund has a priority to target the smallest 10% to 15% of companies in each country in its investment process. Stock selection is primarily based on financial metrics including price-to-book and price-to-cash flow, as well as economic conditions and developments in the stock's industry. The fund runs a highly diversified portfolio of >13000 holdings.

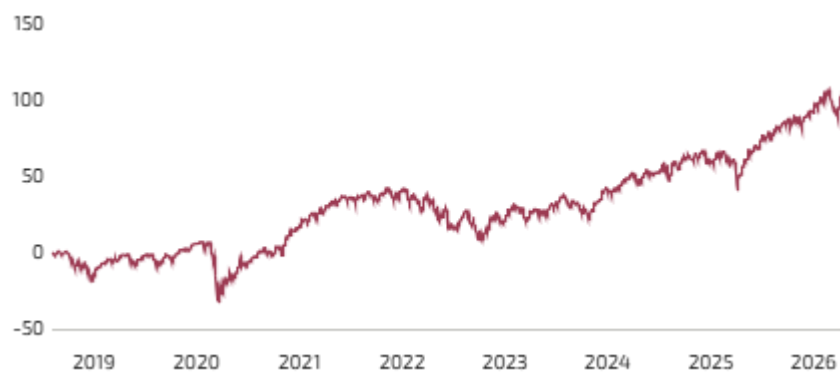
Data as of April 30th 2026

Dimensional Funds PLC - World Equity Fund

ISIN	IE00B3V7VL84
Management Style	Factor-based
Asset Class	<u>Global Equities - Core</u>
TER	0.35% p.a.
Distribution policy	Accumulating
Inception	2018-08-03
Share Class	USD
Max. recommended Portfolio share	100%

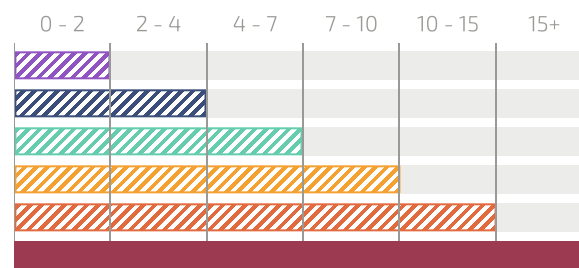
Performance

Price Performance – Maximum Period



The FairHorizon Context

Investment-Time-Horizon in years



Expected long-term return	2 - 4% p.a.
Expected volatility	3 - 5% p.a.

Building Block Returns

Dimensional Funds PLC - World Equity Fund

Ann. return (3-year):	17.79%
Ann. return (5-year):	9.56%
Ann. return (10-year):	—
Ann. Standard Deviation (5-year):	14.96%

This is our reference benchmark solution for the FAIRHORIZON Red category, representing long-term global equities returns and volatility.

Why we prefer this fund

Relevance of strategy

This is our reference benchmark solution for the FAIRHORIZON Red category, representing long-term global equities returns and volatility.

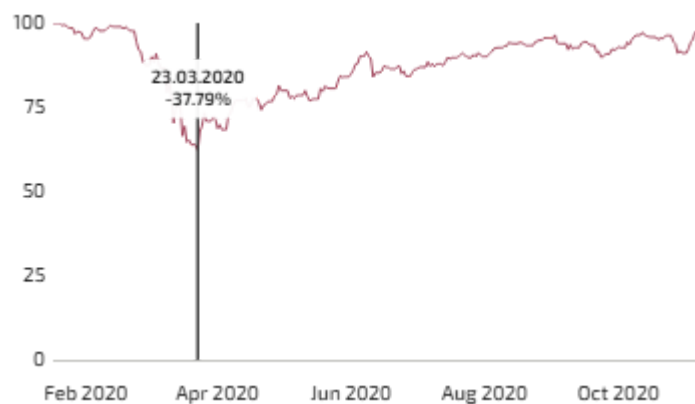
Manager expertise

Dimensional's reputable team of Nobel winners and other financial academic experts is responsible for the quantitative models that serve as the basis of all Dimensional funds.

Differentiated portfolio

The fund runs a quantitative model that overweight in small value companies and underweight in large growth companies.

Historical maximum drawdown & recovery time

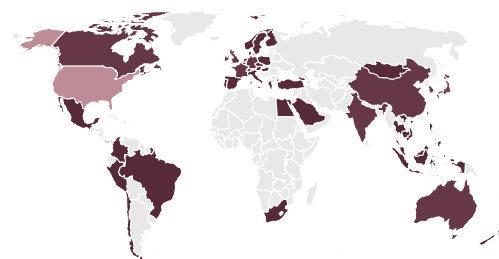


Max drawdown (since inception)	-37.79%
Recovery Period	232 Days

Diversification



Sectors



Geography

Top 10 Holdings

No top-holdings data

Technology	19.08%	U.S.A.	57.47%
Financials	16.16%	Japan	6.18%
Industrials	13.99%	United Kingdom	3.81%
Consumer Discretionary	10.44%	Canada	3.65%
Health Care	8.83%	China	2.66%
Materials	7.60%	Taiwan	2.57%
Communications	6.65%	Switzerland	2.45%
Consumer Staples	6.00%	Germany	2.21%
Energy	5.67%	South Korea	2.15%
Utilities	2.70%	France	1.92%
Real Estate	2.43%	Australia	1.68%
Others	0.46%	Others	13.24%

Like this Fund? Talk to us!

Would you like to learn more about this investment solution or about us?

[DISCUSS WITH OUR RESEARCH TEAM](#)



Mario Becker
CEO & Founder
mario@dfo.sg



Lim Chuin Hao
Head of Research
ch@dfo.sg

